

Product range



**Precision chain systems
for drive and conveyor purposes**

Welcome



© Copyright iwis antriebssysteme GmbH & Co. KG, Munich, Germany 2018

The contents of this catalogue are the copyright of the publisher and may not be reproduced (even extracts) unless permission is granted. Every care has been taken to ensure the accuracy of the information contained in this catalogue but no liability can be accepted for any errors or omissions.

Printed: SD EN 02/2018, 2,000

to
antriebssysteme!



DİNAMİK

TRANSMİSYON ZİNCİR TİC.SAN.A.Ş.

Contents **iwis** product

Our Company






- 2 Welcome
- 4 Contents
- 6 **iwis antriebssysteme**
- 8 **iwis® A brand which stands for highest precision**
- 10 Highlights, applications and customer benefits
- 12 Our service offers

Product Range





- 14 **iwis® Roller Chains**
 - 16 according to ISO 606 (British Standard)
 - 18 according to ISO 606 (American Standard)
 - 19 Double-pitch type
- 20 **iwis® Conveyor Chains**
 - 22 with straight attachment plates
 - 24 Excursus: Spike Chains
 - 26 with bent attachment plates
 - 28 Special straight attachment plates
 - 30 Special bent attachment plates
 - 31 with extended bearing pins
 - 32 Multiple strand connecting links
 - 33 with U-shaped attachments
- 34 **iwis® Rapid Service for Conveyor Chains**
- 40 **iwis® MEGAlife Maintenance-free Chains**
 - 44 MEGAlife I – Roller Chains
 - 45 Roller Chains with straight side plates
 - 46 Conveyor Chains with straight att. plates
 - 47 Conveyor Chains with bent attachment plates
 - 48 Conveyor Chains with extended pins
 - 49 MEGAlife II – Roller Chains
 - 50 Special chain designs
 - 51 Accumulation Chains
- 54 **iwis® CF Stainless Steel Chains**

range

Product Range

- 62  **dry** maintenance-free
Stainless Steel Chains
- 66  **DWS** CR Chains:
corrosion-resistant chains
- 70  **DWS** Accumulation Chains
 - 72 Product range
 - 74 MEGAlife Accumulation Chains
 - 76 with offset transport rollers
 - 78 Standard Accumulation Chains
 - 80  **smart** Accumulation Chains
 - 80 with finger and small parts protection
 - 81 Side Bow Accumulation Chains
 - 82 Important information
 - 83 Accessories
- 84  **DWS** Special Conveyor Chains
 - 86 Grip Chains
 - 91 Tube Conveyor Chains
 - 92 Pin Oven Chains
 - 94 Push Pull Chains
 - 96 Plate Chains
 - 98 Transfer Chains
 - 101 Hollow Pin Chains
 - 102 Pallet Transporting Chains
 - 102 Side Bow Chains
 - 103 Leaf Chains

Drive Line Products

- 104  **CM** Chain Condition Monitoring
- 108  **DWS** Sprockets and Plate Wheels
- 112  **DWS** Tools
- 124  **DWS** Automatic Tensioners

Chain Guide

- 138 Perfect Lubrication
- 139 Efficient Chain Maintenance
- 140 Lubricants
- 143 Relubricants
- 144 Chain Engineering
- 145 Chain Guidelines



iwis

Joh. Winklhofer Beteiligungs GmbH & Co. KG

Company Headquarters, Parent of the independent subsidiary companies,
Management Organisation of the Internationally operating companies

iwis motorsysteme GmbH & Co. KG

Subsidiary for the automotive sector, for example chain drives and mass balance drives as well as oil pump drives and gear box chains



Munich (DE)
Landsberg (DE)
Indianapolis (US)
Murray (US)
PingHu (CN)
Pune (IN)
São Paulo (BR)
Seoul (KR)
Shanghai (CN)
Tokio (JP)

iwis antriebssysteme GmbH & Co. KG

Subsidiary for the industrial sector, high precision chains and drive systems for a wide range of applications



Munich (DE)
Indianapolis (US)
Istanbul (TR)
Johannesburg (ZA)
Lajeado (BR)
Meyzieu (FR)
Othmarsingen (CH)
Pune (IN)
Strakonice (CZ)
Surrey (CA)
Suzhou (CN)
Tipton (UK)

iwis antriebssysteme GmbH

A distribution and service company within the chain drive industry




Wilnsdorf (DE)
Indianapolis (US)
Istanbul (TR)
Johannesburg (ZA)
Lajeado (BR)
Meyzieu (FR)
Othmarsingen (CH)
Surrey (CA)
Suzhou (CN)
Tipton (UK)

iwis agrisystems (Div.)

Competence centre for the iwis agricultural chain program for combines and maize harvesting



Sontra (DE)
Indianapolis (US)
Istanbul (TR)
Johannesburg (ZA)
Lajeado (BR)
Meyzieu (FR)
Othmarsingen (CH)
Suzhou (CN)
Surrey (CA)
Tipton (UK)



The journey of those striding ahead

A company which has developed over **100 years** has a story. The entrepreneurial family Winklhofer has been managing the fate of the company iwis since decades and has developed it into a group of companies which committed itself to tradition, precision and innovation. This group of companies produces high precision roller chains and systems for the automotive industry, the machine and plant manufacture, the packaging, printing and food industries, the agriculture and for industrial applications in the field of conveyor technology. More than 1300 employees at the production sites of Munich, Landsberg am Lech, Wilnsdorf, Sontra and Strakonice (CZ) have committed themselves to a quality standard on the highest level.

Our consequent customer orientation in all areas lead to a close cooperation with our customers and suppliers as well as to joint technical developments – as our goal is to always offer our customers a solution at the highest quality and sustainability level. Research and development play a major role in our company's philosophy: The detection of new trends and the development of new materials and production technologies require an innovative power and motivation of which we are proud of and which explain our top position in the market. Thus iwis antriebssysteme GmbH & Co. KG is a worldwide driving force in the general machine manufacture and delivers precision chain systems which move all around the world.



**A brand which stands
for highest precision.**



Technical perfection of highest quality for a maximum customer benefit – that is our high standard. 100% exact replication of more than 30 million spare parts every single day – a quality benchmark which a single expression stands for at iwis: Highest precision. We are proud of that fact and numerous certifications and awards in the quality sector shows us that we follow the right path!



Precision for your success



Technical perfection

- Use of high quality quenched, tempered and case-hardened steels
- High precision fabrication via SPC (statistical process control)
- Quality assurance complying with ISO 9001
- Optimisation of quality features via special heat treatment
- Constant monitoring of the chains for dimensional accuracy and articulation
- Surface coatings
- Special lubricants
- Special materials (e.g corrosion-proof)

Highest possible quality

- Above average length of life
- Excellent wear resistance
- Restricted length tolerances down to 1/6 of the DIN tolerance
- Significantly higher fracture-resistance than the norm
- High fatigue strength
- iwis roller chains are pretensioned
- Extremely efficient initial lubrication

Benefits to the user

- Longer maintenance intervals
- Maintenance-friendly, easy and quick to dismantle
- Fewer down times
- Benefits of parallel and synchronous running
- Extremely precise positioning
- Extremely quiet running
- Safety reserves at load peaks
- Reduced stretching during running-in

Application fields

- | | | |
|---|--|--|
| <ul style="list-style-type: none"> • Printing presses • Paper manufacturing and processing machines • Copiers • Ceramics and glass industry • Packaging machines • Medical technology | <ul style="list-style-type: none"> • Textile machines • Machine tools • Machines for processing plastics • General engineering and systems construction • Woodworking machinery • Agricultural machinery | <ul style="list-style-type: none"> • Office equipment • Building materials industry • Construction machinery • Conveyor technology • Chemical engineering and process technology • Tube and can industry |
|---|--|--|

Your perfect engineering partner



A scientific based company

iwis has the largest chain Research and Development department in Europe, having more than 60 development engineers solely engaged for the engineering of chain drive systems. Besides basic development and designing innovative customer solutions, the main focus of iwis Research and Development division ranges from calculations, design and testing to wear elongation and fatigue strength analysis.

- Special knowledge of noise emission analysis and vibration engineering
- Our laboratory has the capabilities to carry out many different testing possibilities including microscopy, metallography, evaluation of mechanical properties, chemical composition and qualified analysis of data
- Dynamic simulation/analysis of chain drive systems with regard to chain load, torsional vibrations and friction losses
- FEM analysis of individual chain drive parts – static and dynamic stress and strength investigations
- Evaluation of iwis and customer readings at test facilities for verification of simulation models
- Identification of thermal characteristics of chain drives while testing in the climate-testing laboratory.



Evaluation of chain breaking strength and elongation up to 1000 kN



More than 25 pulser are available for testing dynamic fatigue strength according to different testing methods



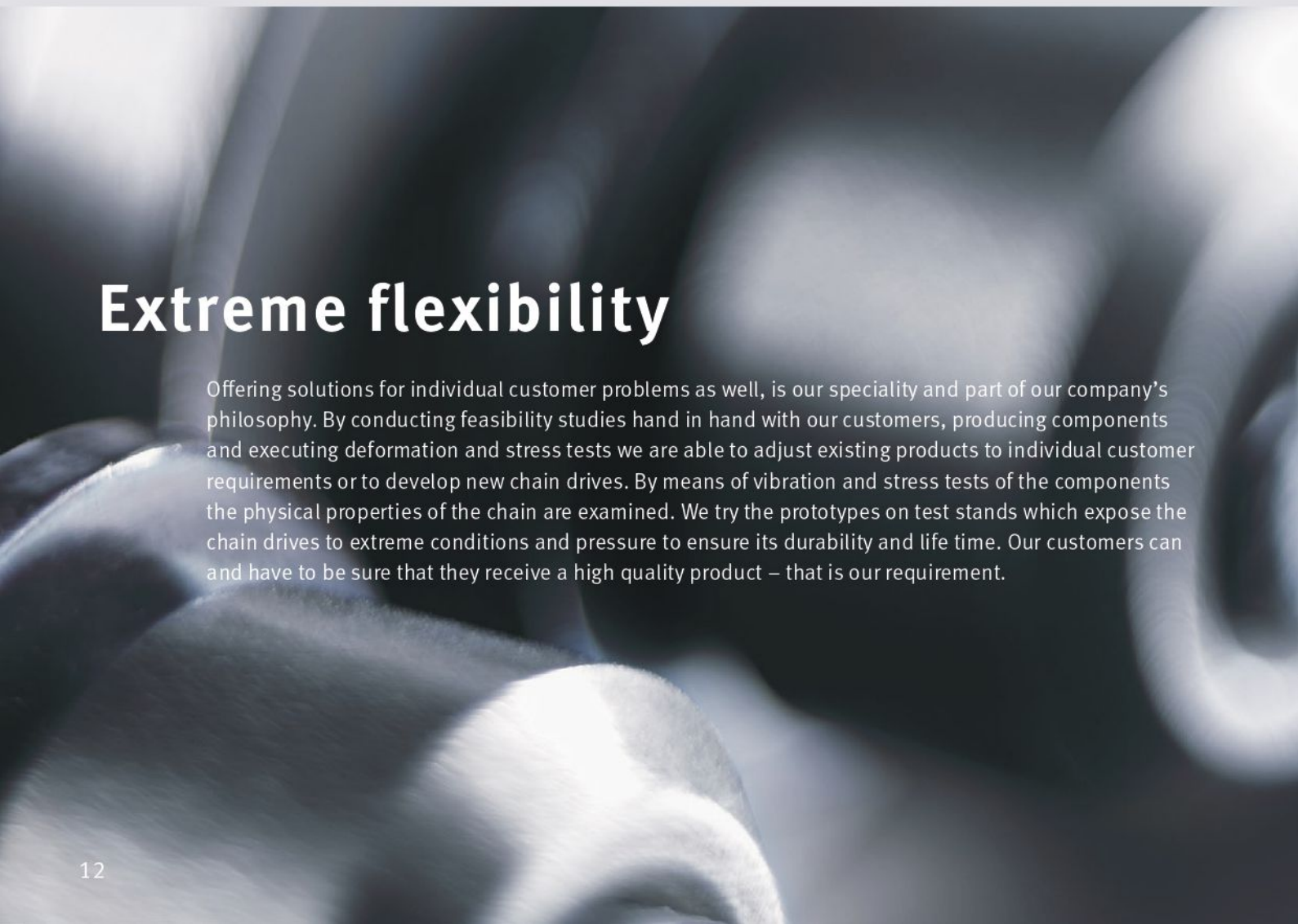
Testing of chain wear elongation behaviour on more than 20 test rigs



Troubleshooting

Each customer problem is a challenge for us. Either you need a special conveyor chain or perhaps an own chain configuration, integrating chain wheels and guides in existing modules – as a system manufacturer our specialists offer you individual solutions, which go far beyond the chain focus on the entire application and answer your problem as a whole.

Our research and development department stands for creativity and innovation, as well as for a cooperation hand in hand with our customers. Do not hesitate to contact us in case you have a special problem.



Extreme flexibility

Offering solutions for individual customer problems as well, is our speciality and part of our company's philosophy. By conducting feasibility studies hand in hand with our customers, producing components and executing deformation and stress tests we are able to adjust existing products to individual customer requirements or to develop new chain drives. By means of vibration and stress tests of the components the physical properties of the chain are examined. We try the prototypes on test stands which expose the chain drives to extreme conditions and pressure to ensure its durability and life time. Our customers can and have to be sure that they receive a high quality product – that is our requirement.

iwis – your strong partner

The iwis group goes global. By supporting own affiliated companies in Great Britain and Switzerland as well as sites in Brazil, China, France and the USA the iwis group operates internationally. iwis products are being sold by distribution partners in more than 30 countries on all continents.

outside Germany as well

iwis has realised the chances of the globalisation at an early stage and has established a distribution structure by a targeted positioning which guarantees a worldwide supply. Thus we do not only open up new markets but our customers can appeal to a familiar and reliable local partner with regard to their business activities abroad.

You are important to us and therefore we are happy to support you in word and deed. Let our competent specialists of our technical service team and our committed external force advise you. We would like to do calculations and chain designs for you and give you advice as far as your choice of the right chain for your applications is concerned. You can reach our Customer Service Team at any time on weekdays from 8 am to 6 pm. And by the way: We are happy to service you during the operating time of the chain as a reliable partner in all matters that arise right around the iwis chain.

Our service for our customers





Roller Chains

are characterised by an above-average service life due to excellent wear resistance, high consistency, matchless precision and a considerably higher breaking strength and fatigue strength than required by ISO standard. All iwis chains are pre-stretched and are provided with a highly efficient initial lubrication.

iwis SL series chains (Super Longlife) have pins with an extremely hard surface. This special design shows outstanding characteristics: Highest wear resistance, a prolonged service life, high breaking and fatigue strength, low susceptibility to deficient operational lubrication, corrosion and frictional corrosion in the chain links.





DINAMİK

TRANSMİSYON ZİNCİR TİC.SAN.A.Ş.

iwis® Roller Chains, British Standard according to ISO 606 and iwis standard

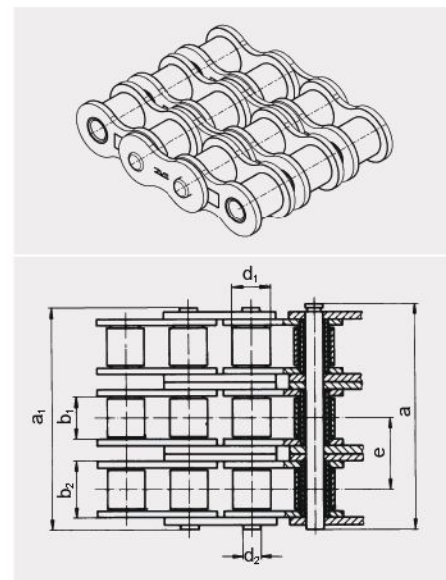
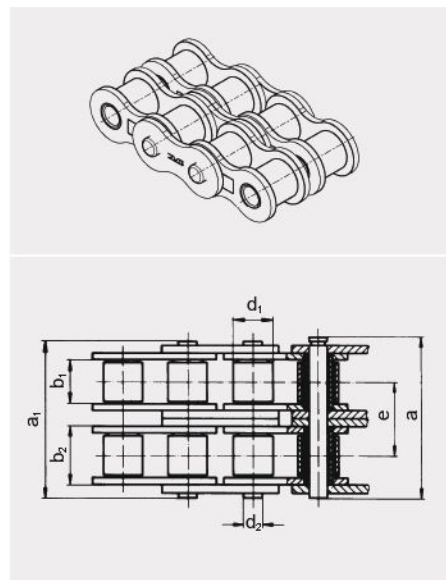
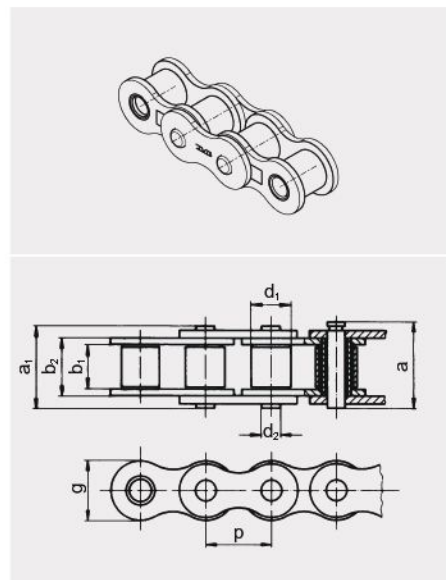
	ISO	iwis reference	Pitch p (")	Pitch p (mm)	Ave. tensile strength F_t (N)	Min. tensile strength F_{t0} (N)	Bearing area F (cm ²)	Weight per m q (kg/m)	b_1 (mm) min.	b_2 (mm) max.	g (mm) max.	a_1 (mm) max. ²⁾	a (mm) max. ²⁾	Roller d (mm) max.	Pin d (mm) max.
Simplex															
04	G 42	6 x 2.8 mm	6.00	3,200	3,000	0.07	0.12	2.80	4.10	5.00	6.70	7.60	4.00	1.85	
05 B-1	G 52	8 mm x 1/8"	8.00	6,000	4,400	0.11	0.18	3.16	4.85	7.10	8.10	9.20	5.00	2.31	
–	G 53 HZ ¹⁾ ³⁾	8 mm x 3/16"	8.00	8,500	–	0.25	0.34	4.76	7.90	7.60	11.70	–	5.00	3.15	
06 B-1	G 67 ¹⁾	3/8 x 7/32"	9.525	10,500	8,900	0.28	0.41	5.72	8.53	8.20	12.90	14.10	6.35	3.31	
–	P 83 V	1/2 x 3/16"	12.70	15,500	–	0.29	0.44	4.88	7.97	10.20	13.20	14.10	7.75	3.68	
–	S 84 V	1/2 x 1/4"	12.70	18,000	–	0.38	0.58	6.40	9.65	12.00	15.00	16.00	7.75	3.97	
08 B-1	L 85 SL*	1/2 x 5/16"	12.70	22,000	17,800	0.50	0.70	7.75	11.30	11.80	16.90	18.50	8.51	4.45	
10 B-1	M 106 SL*	5/8 x 3/8"	15.875	27,000	22,200	0.67	0.95	9.65	13.28	14.40	19.50	20.90	10.16	5.08	
12 B-1	M 127 SL*	3/4 x 7/16"	19.05	32,700	28,900	0.89	1.25	11.75	15.62	16.40	22.70	23.60	12.07	5.72	
16 B-1	M 1611*	1" x 17 mm	25.40	75,000	60,000	2.10	2.70	17.02	25.45	21.10	36.10	36.90	15.88	8.28	
20 B-1	M 2012	1 1/4 x 3/4"	31.75	120,000	95,000	2.92	3.72	19.56	29.01	25.40	40.50	46.30	19.05	10.19	
24 B-1	M 2416	1 1/2 x 1"	38.10	211,000	160,000	5.50	7.05	25.40	37.92	33.50	53.10	60.00	25.40	14.63	
28 B-1	M 2819	1 3/4 x 31 mm	44.45	250,000	200,000	7.35	8.96	30.95	46.58	37.00	63.60	69.90	27.94	15.90	
32 B-1	M 3219	2" x 31 mm	50.80	315,000	250,000	8.05	10.00	30.95	45.57	42.30	65.10	70.10	29.21	17.81	

¹⁾ Straight side plates ²⁾ Varying dimensions for cranked links ³⁾ Bush chain

* Easy break – chains with shouldered pins

The suffix **SL** indicates chains with particular **wear-resistant pins**.

It should be noted that if cranked links are fitted, the breaking strength of the chain may be reduced by approximately 20 %.



iwis® Roller Chains, British Standard according to ISO 606 and iwis standard

ISO	iwis reference	Pitch p (")	Pitch p (mm)	Ave. tensile strength F_t (N)	Min. tensile strength F_u (N)	Bearing area F (cm ²)	Weight per m q (kg/m)	b_1 (mm) min.	b_2 (mm) max.	g (mm) max.	Inner link a_1 (mm) max. ^{a)}	Outer link a (mm) max. ^{a)}	Roller d (mm) max.	Pin d ₂ (mm) max.	Transverse pitch e (mm)
Duplex															
05 B-2	D 52	8 mm x 1/8"	8.00	9,100	7,800	0.22	0.36	3.16	4.85	7.10	13.90	15.00	5.00	2.31	5.64
06 B-2	D 67 ¹⁾ *	3/8 x 7/32"	9.525	20,000	16,900	0.56	0.78	5.72	8.53	8.20	23.40	24.60	6.35	3.31	10.24
08 B-2	D 85 SL*	1/2 x 5/16"	12.70	40,000	31,100	1.00	1.35	7.75	11.30	11.80	30.80	32.40	8.51	4.45	13.92
10 B-2	D 106 SL*	5/8 x 3/8"	15.875	56,000	44,500	1.34	1.85	9.65	13.28	14.40	36.00	37.50	10.16	5.08	16.59
12 B-2	D 127*	3/4 x 7/16"	19.05	68,000	57,800	1.78	2.50	11.75	15.62	16.40	42.10	43.00	12.07	5.72	19.46
16 B-2	D 1611*	1" x 17 mm	25.40	150,000	106,000	4.21	5.40	17.02	25.45	21.10	68.00	68.80	15.88	8.28	31.88
20 B-2	D 2012	1 1/4 x 3/4"	31.75	210,000	170,000	5.84	7.36	19.56	29.01	25.40	79.70	82.90	19.05	10.19	36.45
24 B-2	D 2416	1 1/2 x 1"	38.10	370,000	280,000	11.00	13.85	25.40	37.92	33.50	101.80	106.50	25.40	14.63	48.36
28 B-2	D 2819	1 3/4" x 31 mm	44.45	500,000	360,000	14.70	18.80	30.95	46.58	37.00	124.70	129.20	27.94	15.90	59.56
32 B-2	D 3219	2" x 31 mm	50.80	530,000	450,000	16.10	19.80	30.95	45.57	42.30	126.00	128.30	29.21	17.81	58.55
Triplex															
08 B-3	TR 85*	1/2 x 5/16"	12.70	58,000	44,500	1.50	2.00	7.75	11.30	11.80	44.70	46.30	8.51	4.45	13.92
10 B-3	TR 106*	5/8 x 3/8"	15.875	80,000	66,700	2.02	2.80	9.65	13.28	14.40	52.50	54.00	10.16	5.08	16.59
12 B-3	TR 127*	3/4 x 7/16"	19.05	100,000	86,700	2.68	3.80	11.75	15.62	16.40	61.50	62.50	12.07	5.72	19.46
16 B-3	TR 1611*	1" x 17 mm	25.40	220,000	160,000	6.32	8.00	17.02	25.45	21.10	99.20	100.70	15.88	8.28	31.88
20 B-3	TR 2012	1 1/4 x 3/4"	31.75	315,000	250,000	8.76	11.00	19.56	29.01	25.40	116.10	119.40	19.05	10.19	36.45
24 B-3	TR 2416	1 1/2 x 1"	38.10	560,000	425,000	16.50	20.31	25.40	37.92	33.50	150.20	155.40	25.40	14.63	48.36
28 B-3	TR 2819	1 3/4" x 31 mm	44.45	750,000	530,000	22.05	28.00	30.95	46.58	37.00	184.60	188.90	27.94	15.90	59.56
32 B-3	TR 3219	2" x 31 mm	50.80	795,000	670,000	24.15	29.60	30.95	45.57	42.30	184.50	186.50	29.21	17.81	58.55

¹⁾ Straight side plates ²⁾ Varying dimensions for cranked links

* Easy break – chains with shouldered pins

The suffix **SL** indicates chains with particular **wear-resistant pins**.

It should be noted that if cranked links are fitted, the breaking strength of the chain may be reduced by approximately 20 %.

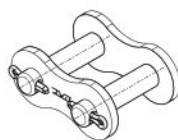
CHAIN COMPONENTS AND CONNECTING LINKS



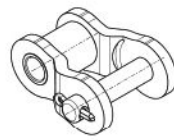
Inner link
Standard designation B



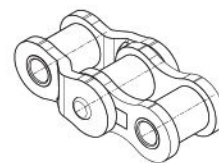
Connecting link
with spring clip
Standard designation E



Connecting link
with split pin fastening
Standard designation S



Single cranked link
with split pin fastening
Standard designation L



Double cranked link
Standard designation C



Outer link
Standard designation A

iwis® Roller Chains, American Standard (ANSI) according to ISO 606

ISO	iwis reference	ANSI Ref. no.	Pitch p (")	Pitch p (mm)	Ave. tensile strength F_B (N)	Min. tensile strength F_U (N)	Bearing area f (cm ²)	Weight per m q (kg/m)	b_1 (mm) min.	Inner link			Outer link			Pin d_2 (mm) max.	Transverse pitch e (mm)
										b_2 (mm) max.	g (mm) max.	a_1 (mm) max. ^{a)}	a (mm) max. ^{a)}	Roller d_1 (mm) max.			
Simplex																	
04 C-1	G 42 A	25-1	1/4	6.35	4,909	3,500	0.11	0.13	3.18	4.80	5.80	7.820	8.62	3.30	2.31	–	
06 A-1	G 67 A	35-1	3/8	9.55	10,983	7,900	0.27	0.32	4.78	7.46	9.04	11.96	12.93	5.08	3.60	–	
08 A-1	L 85 A	40-1	1/2	12.70	18,000	13,900	0.44	0.60	7.92	11.17	12.06	16.60	18.54	7.95	3.98	–	
10 A-1	M 106 A	50-1	5/8	15.875	29,000	21,800	0.70	1.01	9.53	13.84	15.08	20.40	22.55	10.16	5.09	–	
12 A-1	M 128 ASL ^{b)}	60-1	3/4	19.05	42,000	31,300	1.06	1.47	12.70	17.75	18.09	25.44	27.99	11.91	5.96	–	
16 A-1	M 1610 A	80-1	1	25.40	68,000	55,600	1.79	2.57	15.88	22.60	24.13	33.0	35.0	15.88	7.94	–	
20 A-1	M 2012 A	100-1	1 1/4	31.75	112,776	87,000	2.62	3.95	19.05	27.45	30.16	39.68	43.98	19.05	9.54	–	
24 A-1	M 2416 A	120-1	1 1/2	38.10	152,984	125,000	3.94	5.64	25.40	35.45	36.19	51.06	55.36	22.23	11.11	–	
28 A-1	M 2816 A	140-1	1 3/4	44.45	205,940	170,000	4.73	7.38	25.40	37.18	42.22	54.54	59.44	25.40	12.71	–	
32 A-1	M 3219 A	160-1	2	50.80	256,934	223,000	6.46	9.40	31.55	45.21	48.26	65.52	69.82	25.58	14.29	–	
36 A-1	M 3623 A	180-1	2 1/4	57.15	374,614	281,000	8.88	12.67	35.71	50.85	54.29	73.28	78.78	35.71	17.46	–	
40 A-1	M 4024 A	200-1	2 1/2	63.50	485,429	347,000	10.89	15.90	38.10	54.88	60.32	80.70	86.70	39.68	19.85	–	
48 A-1	M 4830 A	240-1	3	76.20	686,466	500,000	16.15	24.40	47.63	67.81	72.39	98.70	104.70	47.63	23.81	–	
Duplex																	
04 C-2	D 42 A	25-2	1/4	6.35	9,218	7,000	0.22	0.25	3.18	4.80	5.80	14.22	15.02	3.30	2.31	6.40	
06 A-2	D 67 A	35-2	3/8	9.53	21,967	15,800	0.56	0.63	4.78	7.46	9.04	22.42	23.12	5.08	3.60	10.13	
08 A-2	D 85 A	40-2	1/2	12.70	36,000	27,800	0.88	1.22	7.92	11.17	12.06	31.00	32.98	7.95	3.98	14.38	
10 A-2	D 106 A	50-2	5/8	15.875	56,000	43,600	1.40	2.00	9.53	13.84	15.08	38.60	40.72	10.16	5.09	18.11	
12 A-2	D 128 A ^{b)}	60-2	3/4	19.05	84,000	62,600	2.12	2.90	12.70	17.75	18.09	48.20	50.83	11.91	5.96	22.78	
16 A-2	D 1610 A	80-2	1	25.40	145,000	111,200	3.58	5.05	15.88	22.60	24.13	62.20	64.30	15.88	7.92	29.29	
20 A-2	D 2012 A	100-2	1 1/4	31.75	225,553	174,000	5.24	7.86	19.05	27.45	30.16	76.28	79.18	19.05	9.54	35.76	
24 A-2	D 2416 A	120-2	1 1/2	38.10	305,967	250,000	7.88	11.20	25.40	35.45	36.19	96.26	100.46	22.23	11.11	45.44	
28 A-2	D 2816 A	140-2	1 3/4	44.45	411,879	340,000	9.46	14.66	25.40	37.18	42.22	103.14	108.54	25.40	12.71	48.87	
32 A-2	D 3219 A	160-2	2	50.80	249,089	446,000	12.92	18.64	31.55	45.21	48.26	124.82	127.62	25.58	14.29	58.55	
36 A-2	D 3623 A	180-2	2 1/4	57.15	749,228	562,000	17.76	25.14	35.71	50.85	54.29	139.12	144.62	35.71	17.46	65.84	
40 A-2	D 4024 A	200-2	2 1/2	63.50	970,858	694,000	21.78	31.60	38.10	54.88	60.32	152.30	158.30	39.68	19.85	71.55	
48 A-2	D 4830 A	240-2	3	76.20	1,372,931	1,000,000	32.30	48.40	47.63	67.81	72.39	186.60	192.50	47.63	23.81	87.83	
Triplex																	
04 C-3	TR 42 A	25-3	1/4	6.35	13,827	10,500	0.33	0.37	3.18	4.80	5.80	21.06	21.86	3.30	2.31	6.40	
06 A-3	TR 67 A	35-3	3/8	9.53	32,950	23,700	0.81	0.94	4.78	7.46	9.04	32.18	33.28	5.08	3.60	10.13	
08 A-3	TR 85 A	40-3	1/2	12.70	50,000	41,700	1.32	1.82	7.92	11.17	12.06	45.40	47.36	7.95	3.98	14.38	
10 A-3	TR 106 A	50-3	5/8	15.875	80,000	65,400	2.10	2.89	9.53	13.84	15.08	56.70	58.93	10.16	5.09	18.11	
12 A-3	TR 128 A	60-3	3/4	19.05	125,000	93,900	3.18	4.28	12.70	17.75	18.09	71.10	73.71	11.91	5.96	22.78	
16 A-3	TR 1610 A	80-3	1	25.40	210,000	166,800	5.37	7.54	15.88	22.60	24.13	91.40	93.50	15.88	7.94	29.29	
20 A-3	TR 2012 A	100-3	1 1/4	31.75	338,329	261,000	7.86	11.75	19.05	27.45	30.16	112.98	115.88	19.05	9.54	35.76	
24 A-3	TR 2416 A	120-3	1 1/2	38.10	458,951	375,000	11.82	16.73	25.40	35.45	36.19	140.86	145.96	22.23	11.11	45.44	
28 A-3	TR 2816 A	140-3	1 3/4	44.45	617,819	510,000	14.19	21.93	25.40	37.18	42.22	152.24	157.24	25.40	12.71	48.87	
32 A-3	TR 3219 A	160-3	2	50.80	770,803	669,000	19.38	27.89	31.55	45.21	48.26	183.52	185.52	25.58	14.29	58.55	
36 A-3	TR 3623 A	180-3	2 1/4	57.15	1,123,842	843,000	26.64	37.60	35.71	50.85	54.29	210.45	210.46	35.71	17.46	65.84	
40 A-3	TR 4024 A	200-3	2 1/2	63.50	1,456,288	1,041,000	32.67	47.30	38.10	54.88	60.32	223.80	229.80	39.68	19.85	71.55	
48 A-3	TR 4830 A	240-3	3	76.20	2,059,397	1,500,000	48.45	72.40	47.63	67.81	72.39	274.40	280.40	47.63	23.81	87.83	

¹⁾ Also available with straight side plates ²⁾ Varying dimensions for cranked links

iwis® Roller Chains, double-pitch type according to ISO 1275

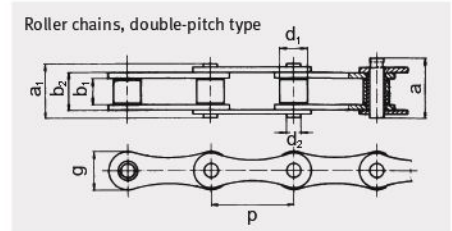
ISO	iwis reference	ANSI Ref. no.	Pitch p (")	Pitch p (mm)	Ave. tensile strength F_t (N)	Min. tensile strength F_u (N)	Bearing area F (cm ²)	Weight per m q (kg/m)	b_1 (mm) min.	b_2 (mm) max.	Inner link g (mm) max.	Outer link a_1 (mm) max. ¹⁾	a (mm) max. ²⁾	Roller d_1 (mm) max.	Pin d_2 (mm) max.	Transverse pitch e (mm)
Roller Chains, double-pitch type																
208 B	LR 165 SL	–	1	25.40	22,000	18,000	0.50	0.52	7.75	11.30	11.80	16.90	18.60	8.51	4.45	–
210 B	LR 206 SL	–	1 1/4	31.75	28,000	22,400	0.67	0.63	9.65	13.28	15.10	19.50	20.80	10.16	5.08	–
212 B	LR 247 SL	–	1 1/2	38.10	34,000	29,000	0.89	0.85	11.75	15.62	16.10	22.70	24.10	12.07	5.72	–
216 B	LR 3211	–	2	50.80	75,000	60,000	2.10	1.77	17.02	25.45	20.60	36.10	38.10	15.88	8.28	–

¹⁾ Also available with straight side plates

²⁾ Varying dimensions for cranked links

* Roller chains with "easy break" shouldered pins – chains are easy to dismantle

It should be noted that if cranked links are fitted, the breaking strength of the chain may be reduced by approximately 20 %. The suffix SL indicates chains with particularly wear-resistant pins.

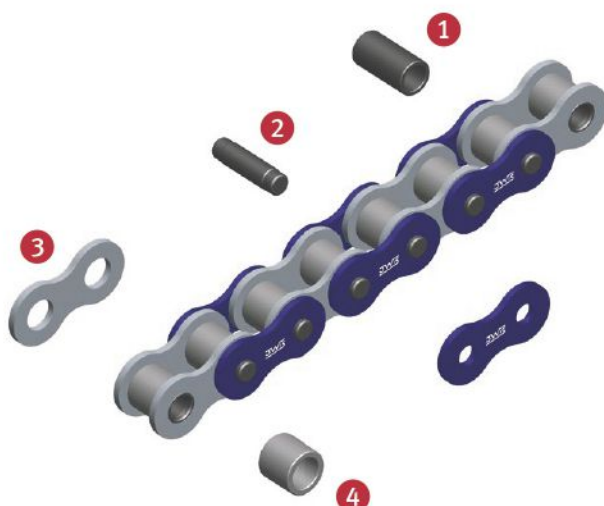


iwis® High Performance Chains

Quality products with a world reputation

HIGH QUALITY IS BASED ON EACH INDIVIDUAL PART BEING TECHNICALLY PERFECT

- Use of high-grade heat-treatable steels which are made exclusively for iwis to their material analysis, tolerance and surface quality.
- Each chain part is manufactured a million times daily to the same precision. This production is monitored by SPC (statistical process control).
- All chain parts are heat-treated, using special processes to optimize quality features.
- Constant geometry and high surface quality result from the use of modern production technologies.
- Chains are checked for dimensional accuracy: length tolerance, freedom of articulation and assembly component integrity, inspection of the press-in seating of the pin outer links and bush-inner link interfaces.
- The high standard of quality assurance conforms with the high requirements of ISO 9001.
- For special applications
 - Surface coatings
 - Special lubrications
 - Reduced length tolerated chains
 - Special materials (e.g. corrosion resistant)



- 1 iwis bush** – manufactured as a special, surface treated cylinder and depending on the application seamless or curled
- 2 iwis shouldered pin (ISO 606):** SL chains have pins with even higher resistance to wear.
- 3 iwis side plate** – optimally dimensioned, shaped with precision, and heat-treated for toughness and hardness.
- 4 iwis roller** – an absolutely cylindrical form guarantees ideal sliding-contact bearing properties.



DİNAMİK

TRANSMİSYON ZİNCİR TİC.SAN.A.Ş.